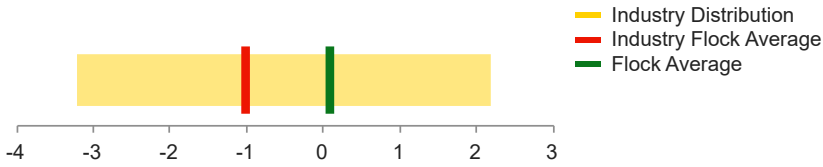


My Flock Results and Benchmarking

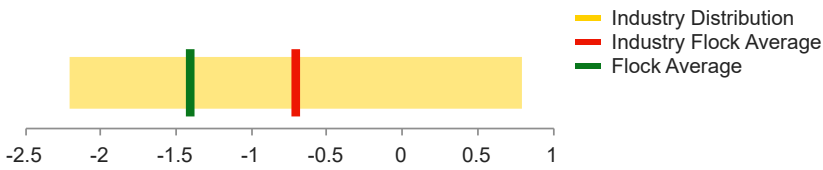
Benchmarking **FM0247 FLK-23-011979 - 2022 on 28/10/2023** against the MERINOSELECT Analysis.

◀ Back

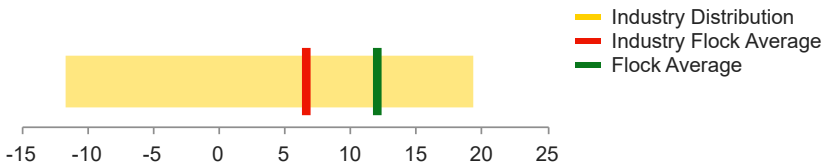
Yearling Fibre Diameter (μm)



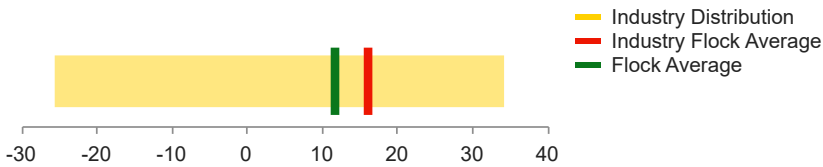
Yearling Fibre Diameter Coefficient of Variation (%)



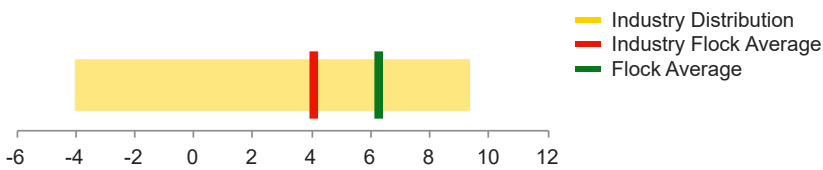
Yearling Staple Length (mm)



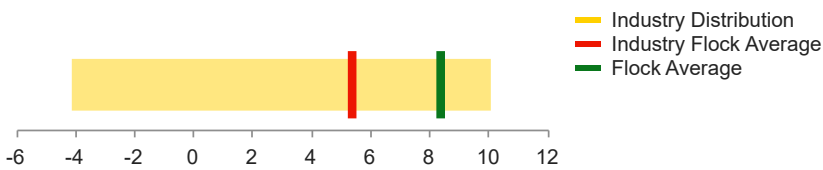
Yearling Clean Fleece Weight (%)



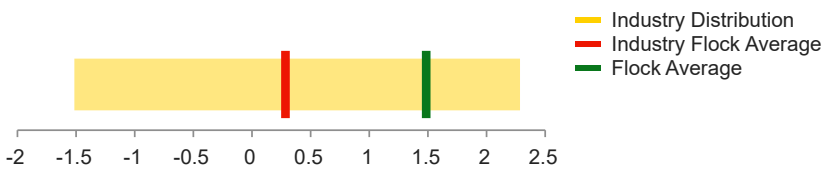
Post Weaning Weight (kg)



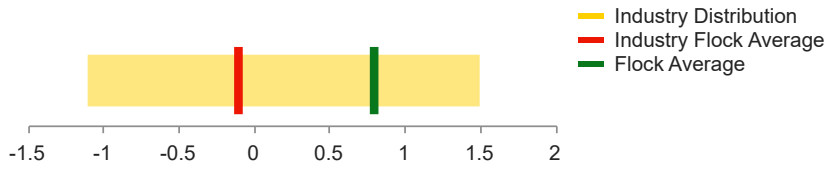
Yearling Weight (kg)



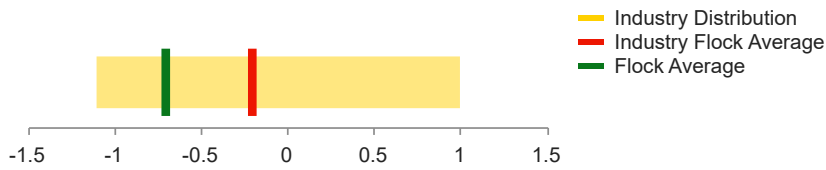
Yearling Eye Muscle Depth (mm)



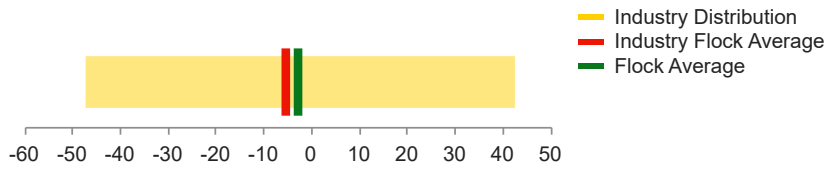
Yearling Fat Depth (mm)



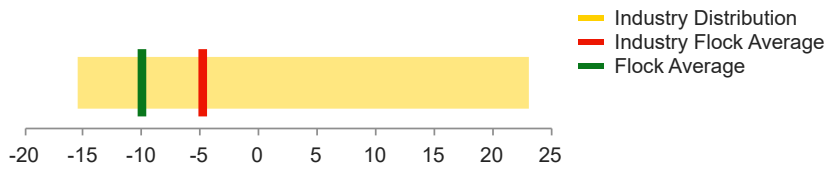
Early Breech Wrinkle (score)



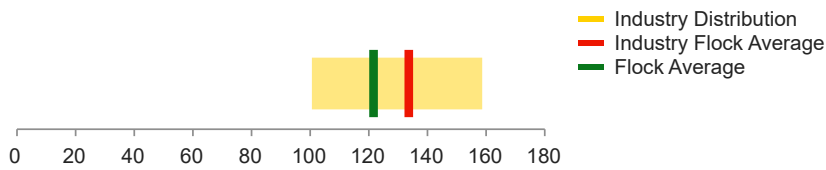
Yearling Worm Egg Count (%)



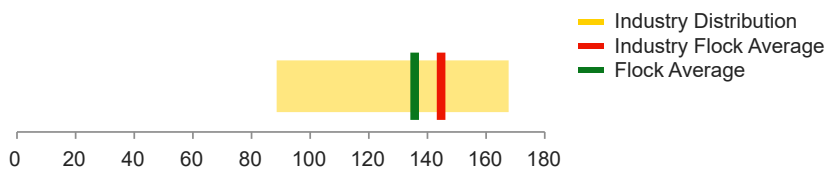
Yearling Fibre Curvature (degrees)



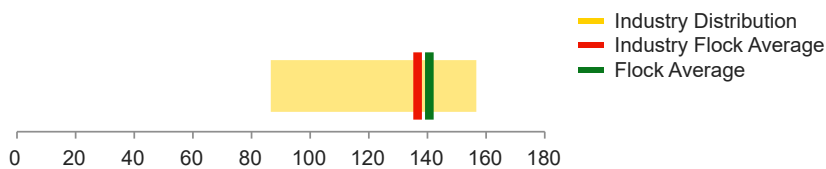
Fibre Production Index (score)



Merino Production Index (score)



Dual Purpose Index (score)



Flock Averages on **28/10/2023**

Print Flock Profile Report

AS...	Description	Units	Flock Avg.	Flock Percentile	Industry Flock Avg.	Industry Flock Min.	Industry Flock Max.
yfd	Yearling Fibre Diameter	µm	0.1	100	-1.0	2.2	-3.2

ydcv	Yearling Fibre Diameter Coefficient of Variation	%	-1.4	15	-0.7	0.8	-2.2
ysl	Yearling Staple Length	mm	12.1	20	6.7	-11.6	19.4
ycfw	Yearling Clean Fleece Weight	%	11.8	75	16.2	-25.5	34.3
pwt	Post Weaning Weight	kg	6.3	15	4.1	-4.0	9.4
ywt	Yearling Weight	kg	8.4	10	5.4	-4.1	10.1
yemd	Yearling Eye Muscle Depth	mm	1.5	10	0.3	-1.5	2.3
yfat	Yearling Fat Depth	mm	0.8	10	-0.1	-1.1	1.5
ebwr	Early Breech Wrinkle	score	-0.7	10	-0.2	1.0	-1.1
ywec	Yearling Worm Egg Count	%	-2.7	55	-5.2	42.7	-47.1
ycur	Yearling Fibre Curvature	degr...	-9.9	20	-4.7	23.2	-15.4
FP	Fibre Production Index	score	122.0	95	134.0	101.0	159.0
MP	Merino Production Index	score	136.0	80	145.0	89.0	168.0
DP	Dual Purpose Index	score	141.0	30	137.0	87.0	157.0

items per page
 1 - 14 of 14 items

[← Back](#)

[Sheep CRC Ltd \(http://sheepcrc.org.au\)](http://sheepcrc.org.au)
[Customer Licence Agreement](#)
[Pricing](#)
[Privacy Policy](#)
[Terms of Use](#)

